

Advanced Adhesive Spray Systems Guide



FAST & EASY
ADHESIVE SPRAY SYSTEMS

*Superior, Economical Adhesive Spray Systems for
Cabinetmakers, Manufacturers, Contractors, Installers and DIY.*

The Leaders in Spray Finishing Products

Table of Contents

Spray Application Processes 3
 Choosing The Right Equipment..... 4
 Multiple Application / Options 5
 Special Applications..... 6
 Adhesive Accessories 6



"Bond"

**Find
Your
Solutions**

Toll Free Customer Support and Technical Assistance
 800-992-4657 USA & Canada Only

Toll Free Fax
 888-246-5732 USA & Canada Only

MSDS sheets are available on the web
www.binks.com

Ask Us About



**Seeing Is
Believing**
 ONSITE DEMO/TRIAL PROGRAM



Whether or not you are required to follow strict regulatory mandates for your geographic area and specific applications, you can conserve resources with our GreenWorks program.

We can help you:

- Implement eco-tips that provide measurable cost savings
- Identify the Binks products with an immediate green payback for you
- Determine if your operation could benefit from the Binks and DeVilbiss Finishing TuneUp program

Look for the green leaf symbol to identify products that conserve resources.

With nearly 220 years of collective leadership in the spray finishing industry, Binks and DeVilbiss continue to set standards that other brands strive to achieve.

Our Binks and DeVilbiss team of experts — engineers, designers, technicians and our customer service group — are constantly working to bring you the Quality, Efficiency, Performance and Value you expect from the world's premier spray finishing brands.

WARNING

Warning: Never spray different types of materials into the same filter. Spraying different coating types into the same filter and mishandling used filters can result in self-ignition of the filter material. Refer to consensus fire safety standards such as NFPA33, local fire safety codes and coating manufacturers regarding proper handling and disposal of used filters. Binks assumes no responsibility for damages caused by improper filter use.

When disposing of filters, place in a water-filled metal container and dispose of at the close of the day's operation or until such time that the disposal of the filters can be properly administered.

For plant and personnel protection, use and dispose of filters in accordance with NFPA33, OSHA 1910.107, EPA regulations, and any city, state or area code.

CAUTION Disposal Instructions

Discard used Paint Arrestors the same as any paint-impregnated waste material. Store used Paint Arrestors in water-filled container until disposal of. Some paint residues are considered hazardous and disposal must be in accordance with EPA regulations 40CFR Parts 260-262 and other pertinent regulations.

CAUTION Use Instructions

For plant and personnel protection, booths, guns and procedures should comply with NFPA Standard # 33, OSHA Regulation 1910.07, appropriate EPA regulations and any city or state codes.

CAUTION Use & Disposal

All use and disposal of this media must be conducted in accordance with the requirements of all applicable Federal, State and Local environmental, fire protection and workplace safety laws and regulations, such as EPA Regulations 40CFR Parts 260-262. Store used Paint Arrestors in water-filled containers until disposed of.

DANGER Storage Instructions

Avoid exposure to open flame, stacking against exposed incandescent bulbs, or direct contact with burning, smoking material or welded sparks.



The Adhesives Industry touches all facets of our lives... it also touches almost all markets.

■ **Construction Industry:**

Insulation Panels
Mobile Homes
Laminate Tub and Shower Kits
Ceramic Tile

■ **Furniture Industry:**

Laminate Counter Tops
Tables and Chairs

■ **Transportation Industry:**

Dashboards
Auto Interior Insulation
Seating
Auto Glass

■ **Packaging Industry:**

Tape
Labels
Cartons

■ **Food Industry:**

Packaging

Spray Application Processes

Atomization Technology Options

Conventional and HVLP are types of Atomization technology, each has slightly different operating parameters.

Conventional Air Atomizing

The most established method of air atomizing, used on spray guns for decades. It uses high velocity air jets to produce a very high atomization power. However; this speed results in low transfer efficiency due to considerable "bounce-back" and overspray. Air pressure exiting the air cap during use is typically 30 to 60 psi (2 to 4 bar) with typical air consumption of 6 to 25 cfm (170 to 700 l/min).

High Volume Low Pressure (HVLP)

Although not new, this method first became important in the early 1990s when environmental legislation started to be introduced. It uses larger air volumes (11 to 30 cfm or 300 to 840 l/min) at low pressure to atomize the coating. HVLP has a much higher transfer efficiency than conventional air atomizing due to the lower air pressures. The droplet sizes produced tend to be slightly larger, sometimes resulting in a lower quality finish. Officially HVLP is limited by Government Environmental Legislation to a maximum of 10 psi (0.7 bar) atomizing pressure measured at the air cap.



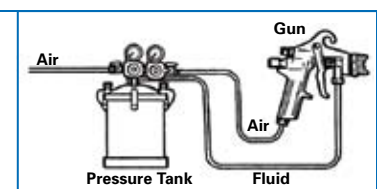
For more information on Atomization Technology Options please reference the Binks website at www.binks.com.

Fluid Delivery Options (Recommended For Adhesive Applications)

Pressure-Feed

This option uses an external pressure source (pressure tank, piston pump, or diaphragm pump) to force air and fluid to the spray gun nozzle. Air and fluid are then mixed outside the nozzle (external mix air caps).

Advantages: This method delivers higher volumes of fluids than other gun set ups, and will spray a wider range of materials. It also enables independent control of fluid pressures.



Choosing The Right Equipment

Working Faster & Smarter

Binks 2100 Spray Gun



- A conventional spray gun that's ergonomic and balanced
- Stainless steel fluid passage makes this an ideal choice for waterborne or solventborne materials

Binks 95 Conventional Spray Gun



- A high production spray gun that can be used with most coatings while providing superior performance
- Stainless steel fluid passage makes this an ideal choice for waterborne or solventborne materials

Binks Mach 1 Spray Gun



- A full size HVLV spray gun with special nozzles and modifications that allow it to operate high transfer efficiencies
- Designed to stand up under hard, continuous use
- Stainless steel fluid passage makes this an ideal choice for waterborne or solventborne materials

Binks Mach 1SL Spray Gun



- A lightweight, top quality, high performance spray gun
- Superbly balanced forged aluminum body with a compact grip size, offering the operator extra comfort and control
- Designed to stand up under hard, continuous use
- Stainless steel fluid passage makes this an ideal choice for waterborne or solventborne materials

FLUID NOZZLE GUIDE

Spray Gun	Fluid Nozzle	Part #	Orifice
2100 / 95	L3ASS	45-6313	.040 (1.0 mm)
2100 / 95	L3BSS	45-6329	.046 (1.2 mm)
2100 / 95	63BSS	45-6321	.046 (1.2 mm)
2100 / 95	L6SS	45-6605	.070 (1.8 mm)
2100 / 95	66SS	45-6601	.070 (1.8 mm)
2100 / 95	68SS	45-6801	.110 (2.8 mm)
Mach 1 & 1SL	94S	45-9404	.055 (1.4 mm)
2100 / 95	66XSS (Extrusion)	45-6608	.040 (1.0 mm)
Mach 1 & 1SL	97S	45-9704	.070 (1.8 mm)
Mach 1 & 1SL	909	45-9090	.111 (2.8 mm)

AIR NOZZLE GUIDE

Spray Gun	Air Nozzle	Part #	Cfm @ 50 Psi	Max. Fan @ 8"
2100 / 95	66SD-3	46-6092	15	9-10"
2100 / 95	66SDJG	46-6103	15	8-9"
2100 / 95	68PB	46-6032	14	12"
2100 / 95	66R	46-6041	5	Round
2100 / 95	63PR	46-6079	15	18"
2100 / 95	63PH-1	46-6061	17	18"
Mach 1 & 1SL	95AS	46-9502	22	12"
Mach 1 & 1SL	905P	46-9050	22	13"

GUN & NOZZLE SELECTION GUIDE

Spray Gun (Conventional)	Fluid / Air Nozzle Set-Up	Application
2100 / 95	63BSS - 66SD-3	Thin Solvent / Water Based Contact Adhesive
2100 / 95	L3BSS - 66SD-3	Thin Solvent / Water Based Contact Adhesive anti-fogging / less build-up
2100 / 95	66SS - 66SD-3	Solvent / Water Based Contact Adhesive
2100 / 95	68SS - 68PB	Heavy Sprayable Glue (White)
To Minimize Build-Up on Air Nozzle (Smoking) the Following Optional Set-Ups are Available		
Fluid Nozzle	Air Nozzle	Application
L3BSS	63PH-1	Solvent Based Contact Adhesive
L6SS	63PH-1	Water Based Contact Adhesive
Specialty Fluid Nozzles & Air Caps		
66XSS Fluid Nozzle	Extrusion Nozzle Any Fluid Nozzle	Used to Extrude a Bead of Adhesive (No Air Cap)
66R Air Nozzle	.070" or smaller	For Edges, Underwrap and Small Areas (Round Pattern)
Spray Gun (HVLV)	Fluid / Air Nozzle Set-Up	Application
Mach 1 & 1SL	94S & 95AS	Thin Solvent / Water Based Contact Adhesive
Mach 1 & 1SL	97S & 95AS	Solvent / Water Based Contact Adhesive
Mach 1 & 1SL	909 & 905P	Heavy Sprayable Glue (White)



BINKS

Multiple Applications / Options

2-Gallon Pressure Tank Outfits for Solvent based & Waterborne Adhesives

Ideal for all types of high-volume adhesive applications, Binks Advanced Adhesive Spray Systems deliver all the advantages necessary for a full range of adhesives.

They're easy to operate and consistently apply the essential thin layer of today's adhesives. The result: ideally strong and lightweight fastening of substrate materials

— giving you all the advantages of speed, flexibility, versatility — and the labor savings you need.



Part # 98-1229

- Economical 2-gallon stainless steel fitted pressure tank
- Outfit includes 25 ft. fluid / air hose assembly
- Spray gun not included*



Part # 98Z-358

- Identical to the 98-1229 – plus it comes complete with a Binks 2100 Gun - 68SS (2.8 mm) x 68PB for heavy glue (white)

Low-Pressure Gemini Diaphragm Pumps (1:1 ratio, 7 GPM)

Binks Gemini Wall Mount Outfit



Part # 818210

- Comes complete with two air filter regulators, wall bracket and siphon hose
- Order spray guns and hoses separately

Binks Gemini Package Pail Mount Outfit



Part # 818160

- Comes with two air filter regulators, plus a fluid regulator, and a 5-gallon pail cover
- Agitator assembly is available as an option
- Order spray guns and hoses separately

Binks Gemini Package Bung Mount Outfit



Part # 818230

- Comes with a single air filter regulator and a bung mount
- Order spray guns and hoses separately

Binks Gemini Package Drum Mount Outfit



Part # 818220

- Comes with two air filter regulators, a 55-gallon drum lid, and an agitator
- Order spray guns and hoses separately

Pogo Plus Bung Mount (2:1) Piston Pump (55-Gal.)

Binks Stainless Steel Pogo Plus

- Ideally suited for high-volume delivery of low-to-medium viscosity coatings or adhesives

PART #	DESCRIPTION
812490	SS Pump with UHMW Dynamic Seals
812491	SS Pump with Teflon Dynamic Seals

Binks Pogo Pump Outfit

Part # 98-3061 includes one of each:

PART #	DESCRIPTION
812490	SS Pogo pump (55 Gal.)
2100-4308-2	2100 Gun 66SS x 66SD-3
41-15931	Air Control
71-3303	25' Fluid Hose Assy. 3/8" ID
71-1205	25' Air Hose Assy. 5/16" ID

All Hardware Included



Special Applications

Binks Mach 1 PC Gun*



- A two component HVLP spray gun with external catalyst injection
- Catalyst is injected through the air cap with atomizing air
- Stainless steel fluid passage makes this an ideal choice for waterborne or solventborne materials



Binks 66XSS Fluid Tip

Part # 45-6608



- Allows the user to extrude materials through 2100 or 95 spray guns
- The 3/8" - 24 thread on this extrusion nozzle allows for attachment of customer supplied devices
- Fluid pressures of up to 200 PSI can be safely used

Binks 66R Air Nozzle

- Produces a round pattern for spraying hard-to-reach areas such as crevices, small edges, bed liners, etc.



Binks 2100 / Flexible Extension

Part # 52-2410 (for metal duct work)

- Sprays thin materials into hard to reach areas
- Nozzle produces a 360° spray



Adhesive Accessories

Air & Fluid Hoses



Binks
Air & Fluid Hose Set
5/16" I.D. x 25'
Air Hose
3/8" I.D. x 25'
Fluid Hose
Part # 6-438



Binks
1/4" I.D. x 25'
Fluid Hose
Part # 71-3383

1/4" I.D. x 50'
Fluid Hose
Part # 71-3384



Binks
3/8" I.D. x 25'
Fluid Hose
Part # 71-3303

3/8" I.D. x 50'
Fluid Hose
Part # 71-3304



Binks
5/16" I.D. x 25'
Air Hose
Part # 71-1205

5/16" I.D. x 50'
Air Hose
Part # 71-1206



Binks
3/8" I.D. x 25'
Air Hose
Part # 71-1355

3/8" I.D. x 50'
Air Hose
Part # 71-1356



Binks
3/8" I.D. x 25' ErgoFlex™
Air Hose Assy.
Part # 71-31101

3/8" I.D. x 50' ErgoFlex™
Air Hose Assy.
Part # 71-31102

Spray Gun Lubricant



Binks
Gunners Mate
Spray Gun Lubricant
2 oz bottle (20ct box)
Part # 6-429

Cleaning Kit



Binks
Professional
Spray
Cleaning Kit
Part # 192212

Gun Repair Kits

GUN REPAIR KITS	
Part #	Applicable Gun
6-229	2100 / 2001
54-3577	Model 95
54-3605	Mach 1
54-4278	Mach 1 SL
102-2720	Mach 1 PC

Tank Liners



Binks
Disposable Tank Liners for
83C and 83Z Binks tank

Box of 10 Liners:
Part # PT-78-K10

Box of 60 Liners:
Part # PT-78-K60



Scrubs




Binks
Scrubs-In-A-Bucket
Part # 29-3100-K6







See Our Other Guides



Professional Wood Finisher's Equipment Selection Guide
A28-101R



Professional Metal Finisher's Equipment Selection Guide
A28-102R



Military Materials Equipment Selection Guide
A28-103R



Advanced Adhesive Spray Systems Guide
A98-202R-1



Protective Coatings & Corrosion Control Equipment Selection Guide
A28-107R



Spray Booth Performance & Safety Products Guide
A29-55R

WARRANTY

These products are covered by Binks' 1 Year Limited Warranty.



U.S.A./Canada Customer Service
ITW Finishing Equipment Americas
195 Internationale Blvd.
Glendale Heights, IL 60139
630-237-5000

Toll Free Customer Service and Technical Support
800-992-4657
Toll Free Fax
888-246-5732

Sales and Service:

www.binks.com

